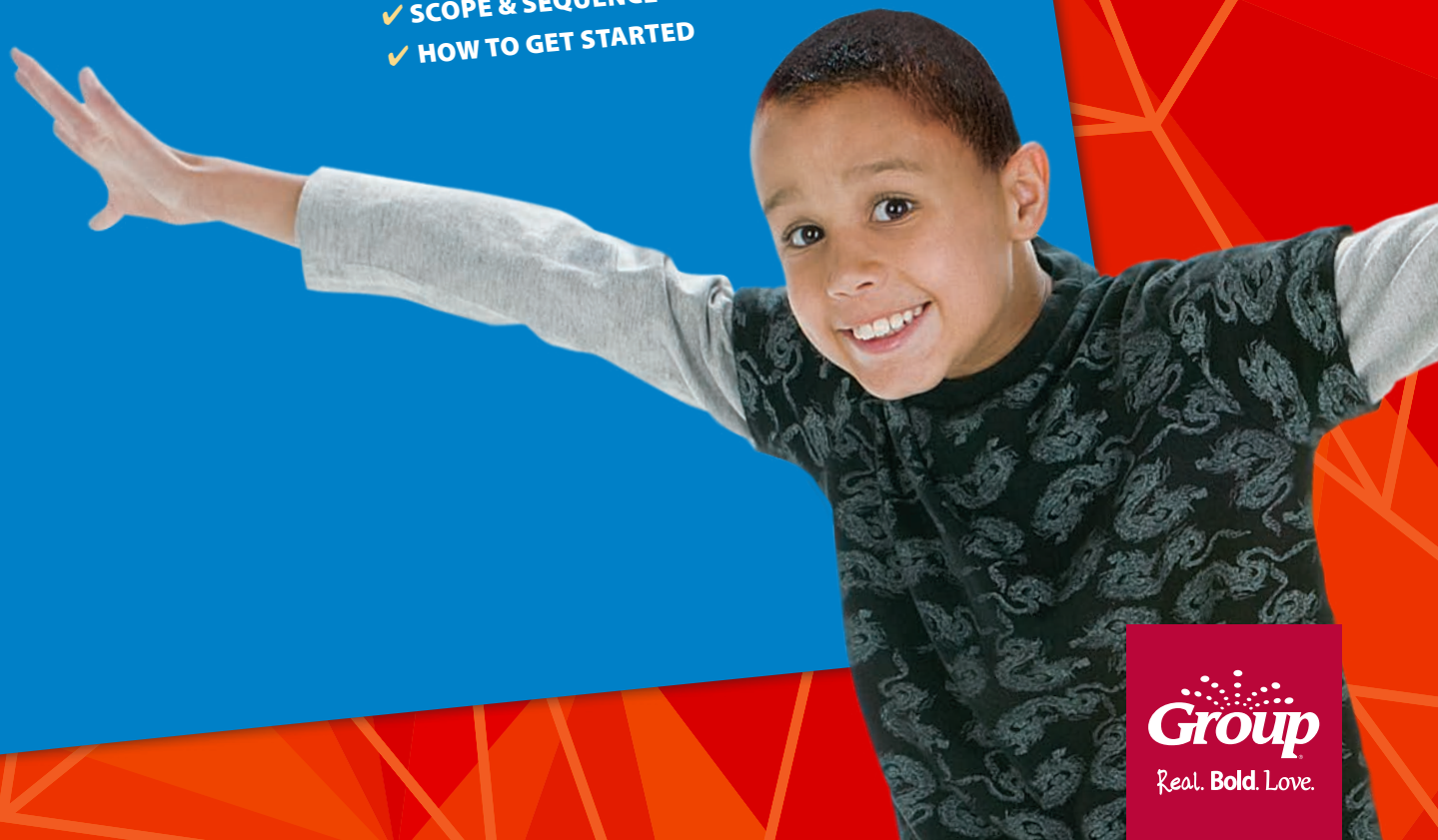




# SAMPLE PAK

- ✓ OVERVIEW OF HANDS-ON WORSHIP
- ✓ HOW HANDS-ON WORSHIP WORKS
- ✓ SAMPLE LESSON
- ✓ SCOPE & SEQUENCE
- ✓ HOW TO GET STARTED



# HANDS-ON WORSHIP™

WHERE KIDS ENCOUNTER GOD

## It's more than **LEARNING** about God... it's about **ENCOUNTERING** God!

When kids experience a powerful encounter with God, their lives are transformed forever. With Group's new Hands-On Worship kids church, your kids will have life-changing encounters with God every week through irresistible music, unforgettable Bible adventures, and powerful prayer experiences.

### With Hands-On Worship, you get...

- Everything you need for an irresistible kids church—including music, Bible exploration, and prayer experiences—in a single, affordable kit.
- Easy, high-impact lessons that are designed for kids of all ages worshipping and connecting together in a single room.
- Group's R.E.A.L. approach and single Bible Point learning that make each lesson unforgettable.
- Fun and engaging experiences that kids will love so much, they'll be excited to bring their friends each week.
- Older kids helping lead younger kids—developing the next generation of leaders in your church.

SEE WHY **HANDS-ON WORSHIP™**  
WILL WORK FOR YOU!

- ✓ **1 AGE LEVEL:** Preschool–6th grade
- ✓ **FORMAT:** Children's Church
- ✓ **LENGTH:** 45–60 minutes



## HERE'S HOW HANDS-ON WORSHIP WORKS:



### SING & PLAY

Each week starts with a powerful time of singing, Scripture, and interactive learning woven together to create an irresistible worship experience.  
(up to 25 minutes)



### BIBLE EXPERIENCE

Kids experience you-are-there Bible adventures that include unforgettable hands-on activities to reinforce the single Bible Point and Bible verse in fun and fresh ways.  
(up to 25 minutes)



### PRAYER PLACE

Each week concludes with reflective activities and powerful prayer experiences in which kids deepen their relationships with each other and Jesus.  
(up to 10 minutes)

### TAKE-HOME


Kids will love taking home this praise CD containing 3 of the quarter's unforgettable songs—making it fun to worship God all week long with their family and friends.



Teacher Guides include access to PDFs and EDITABLE MS WORD Files

WEEK 1

# Meet Joseph in Prison



**GROUP'S SINGLE POINT LEARNING**

makes every lesson memorable.

**BIBLE BACKGROUNDS**

give leaders a deeper understanding of the Scripture for their own spiritual growth!

**DID YOU KNOW?**

Interesting facts give additional insights into the Bible.

**BIBLE POINT**

God gives us hope.

**SCRIPTURE**

Joseph interprets dreams in prison. (*Genesis 40*)

**BIBLE VERSE**

“For I know the plans I have for you,” says the Lord. “They are plans for good and not for disaster, to give you a future and a hope” (*Jeremiah 29:11*).

**DID YOU KNOW...**

Joseph is the first prisoner mentioned in the Bible?



**BIBLE BASIS**

Joseph lived a life filled with dramatic highs and disheartening lows. The favored son of Jacob, Joseph sported an elaborate robe and had prophetic dreams. These dreams, however, made him hugely unpopular with his already-jealous brothers. Filled with hatred, Joseph's brothers threw him in a well and then sold him to a caravan of Ishmaelite traders who were headed to Egypt.

As a slave in Egypt, Joseph gained favor and prosperity with his master...for a while. Then he was wrongly accused and shipped off to Pharaoh's prison. Even in the hopeless depths of an Egyptian prison, things started looking up for Joseph. The warden put him in charge, and “the Lord was with Joseph and gave him success in whatever he did” (*Genesis 39:23, NIV*). When two prisoners had strange dreams, Joseph offered to tell them what the dreams meant. All he asked was this: “Please remember me and do me a favor when things go well for you. Mention me to Pharaoh, so he might let me out of this place.” The man whose dream foretold great success did get out of prison and gain favor with Pharaoh. But he promptly forgot about Joseph. For two long years, Joseph sat in the same prison cell, forgotten.

Have you ever felt like you're always facing a new disappointment, setback, or failure? others get ahead, and you're still sitting in the Egyptian prison? There's hope, my friend! God is pouring out blessings daily. He's promised us “a future and a hope.” And while you may not succeed in all you do, you can rely on a faithful God who loves you more than you can imagine. Today, help kids realize that no matter how despairing life seems, we have the promise of hope from our loving God.

**EASY SUPPLIES**

for busy leaders!

**CREWS**

help kids form relationships and older kids grow in leadership.

**YOU'LL NEED**

- Bible
- *Hands-On Worship Sing & Play Music CD*
- *Hands-On Worship Sing & Play Music Video DVD*
- CD player
- DVD player
- “God Sightings” poster
- tape
- markers (1 per Crew)
- 3x5 cards (1 per Crew)
- offering basket
- chair
- World Map (at the end of this lesson)
- battery-operated flicker lights or small flashlights (1 per child plus yourself—purchase from a discount or craft store)
- cups (large enough to cover flicker lights or flashlights—1 cup per child and yourself)
- uninflated beach ball

**EASY PREP**

**Gather in Crews.** If you have more than four children, form Crews of two or more children. Keep the Crews as consistent as possible week to week. Designate an older child as the Crew Leader in each Crew. Relationships will strengthen as the junior leaders get to know their Crew members, everyone will learn names, and all children will be able to share in discussion times. (See the introduction to this Leader Guide for more details.)

**Get ready for God Sightings.** Each week, children will report their God Sightings to their Crew. Each Crew Leader will write the God Sightings on a 3x5 card and tape the card to the “God Sightings” poster. As the weeks progress, you may need to add another sheet of poster board to hold more God Sightings cards. (See the introduction to this Leader Guide for more details.)

**Create the environment.** Choose one area of your room to be the Egyptian prison. Set a chair against one wall for you to sit on as you tell about Joseph. Place the cups and flicker lights (or flashlights) near your chair. Be prepared to darken the room as much as possible.

**BONUS IDEA:  
YOU'LL NEED**

- wrapped candies or beads of various colors (10 per child)
- small plastic bags (1 per child) to hold the items

**8 | WEEK 1: MEET JOSEPH IN PRISON**

**WORSHIP**

features top-selling children's music for the church. Kids love it!

**SING & PLAY****WELCOME**

Play the *Hands-On Worship Sing & Play Music* CD or DVD in the background to create a welcoming atmosphere.

As children arrive, have them gather with their Crews. If guests arrive, help them join Crews. Crew members can introduce themselves to each other and tell about their week.

When you're ready to begin, say: **Today, we'll get to know Joseph from the book of Genesis, which is toward the beginning of God's Word—the Bible.** Hold the Bible open to Genesis and show that it's at the very front. **Joseph had a bunch of jealous brothers who did a mean thing to him. They sold Joseph to be a slave in another country—Egypt! The people in Egypt believed in lots and lots of gods. Joseph believed in one true God. Let's sing a song about our one true God—who we believe in too!**



Briefly explain the words and motions to "One True God." Then lead children in singing the song.

After the song, say: **What an awesome song! We're going to learn so much about our one true God. Today we'll learn about when Joseph was put in prison. When bad things happened to Joseph, God gave him hope. God wanted Joseph to know that he'd make good come from bad. ☺ God gives us hope, too.**

**"Hope" isn't like a birthday wish. "I hope I get a new bike" or "I hope I get lots of presents."** Pretend to blow out a birthday candle. **Hope is what helps you feel better when you're feeling bad. For example, maybe your best friend doesn't like you anymore and you're feeling horrible. Hope is the encouragement that helps you feel better. It could be a hug or a phone call or someone praying with you. Hope is what we read about in God's Word—the Bible.**

**Whenever you hear me say today's Bible Point, ☺ God gives us hope, punch your fists in the air and shout "Thank you, God!" Let's practice. ☺ God gives us hope.** Lead kids in punching fists in the air and shouting "Thank you, God!" Practice repeating the Bible Point a couple of times.

**WHAT MATTERS TO KIDS**

Real-life examples help kids see how God's Word matters to them!

Say: **Let's praise our loving God who gives us hope. Let's sing "Children of God."**



Ask everyone to stand in a circle, and then briefly explain the words and motions to "Children of God." Then lead children in singing the song.

### BIBLE VERSE AND BIRTHDAYS

After the song, have everyone sit. Say: **Great singing! Aren't you glad that ☉ God gives us hope? ("Thank you, God!") One way God gives us hope ("Thank you, God!") is through his Word—the Bible. Each time we meet, we'll learn a new Bible verse. Hold up a Bible. Today's Bible verse is from Jeremiah 29:11. God says: "For I know the plans I have for you...to give you a future and a hope."**

Teach these actions to help everyone remember the Bible verse. Have everyone hold their hands like an open book for "For I know the plans I have for you." Have everyone give a thumbs-up sign for "to give you a future and a hope."

Say: **We have a song that teaches today's Bible verse!**



Briefly teach the words and motions to "The Lord's Plans" (Jeremiah 29:11). Then lead children in singing the song.

At the end of the song, ask everyone who has a birthday this upcoming week to gather in the center of the room. Have everyone else form a circle around them. Say: **Birthday people, we want you to know that God made you and God has plans for you. You—and all of us—can trust that God's plans are good!** Have everyone squeeze in and give a group hug to the birthday people.

**All of you birthday people and everyone here are God Sightings to me! You show me God's love through your laughter, hugs, and singing. Let's learn more about God Sightings!**

**CELEBRATE**  
your kids each week!

### BIBLE VERSE

Kids learn God's Word with fun and easy-to-remember motions.



10 | WEEK 1: MEET JOSEPH IN PRISON

## GOD SIGHTINGS

Kids celebrate and look for God in their lives each week.

### GOD SIGHTINGS

Bring out the "God Sightings" poster and the 3x5 cards, tape, and markers. Say: **Throughout his life, Joseph saw God was with him in everything. Those are God Sightings! Each week, we're going to look for God Sightings too—ways we see God loves us and is with us—all around us. God Sightings are evidence of the one true God all around us every day! We're going to start looking for things that God has done or made, such as God creating a sunset, bringing a refreshing rainstorm, or giving us food for a tasty snack. We can practice being a God Sighting, too, by showing God's love! We can give a hug, tell a kind word, or pray with someone.**

Hold up a God Sightings card. **Each time we meet over the next several weeks, we'll share God Sightings and write or draw them on God Sighting cards. We'll tape the cards on this poster.** Motion toward the poster. **In ancient Egypt, people built things like pyramids to show how great their king was. We serve our one true God—the one true King! This poster will be a monument to God, because he's alive and real in our lives today!**

Give a 3x5 card and marker to each Crew Leader. Ask kids to sit in a circle with their Crew and share God Sightings such as a fresh rainy night or an unexpected visit from a friend. Allow time for Crews to share and for Crew Leaders to write on their Crew's card. Have kids or Crew Leaders tape the cards to the "God Sightings" poster for everyone to see.

Motion to the offering basket. Say: **You can be God Sightings to others through your offerings, too. The money you bring in will help others know how much our one true God loves them!** Tell children about the outreach project the offering will go to at the end of the quarter, and then collect the offering.

Say: **We can be God Sightings to everyone we meet. God can use all of us to reach out to**

**others. Let's sing a song called "All That I Am" and use all that we are to praise our one true God.**



Briefly teach the words and motions to "All That I Am" (Psalm 103:1). Then sing the song.

After the song, say: **What a great song about God's love that rescues us! Let's learn about Joseph and his mighty mean brothers who sold him to be a slave in Egypt. We'll learn how God rescued Joseph!** Lead everyone to the "Egyptian prison" area of the room.





**BIBLE TIME**

Fun and engaging experiences bring the Bible to life for kids.

**BIBLE EXPERIENCE****SOLD INTO SLAVERY**

Sit on the chair and have children gather around you.

Show everyone the World Map at the end of this lesson. Point to the approximate location of your town, and then point to Egypt. Say: **Egypt is a desert land in northeast Africa. It's very, very, very, very hot there! Before we learn about Joseph and his time in Egypt, let's get to know each other better. Find a partner and take turns saying your names and telling about the warmest place you've ever visited.** Start by telling about the warmest place you've ever visited.

After a couple of minutes, get everyone's attention and say: **Not only was Egypt a warm, dry land—it also was a lonely, strange place for Joseph. But Joseph knew that God was with him and that ☺ God gives us hope. ("Thank you, God!") God gives us all hope in really sad times. I'll show you what I mean.**

Give everyone a cup and a flicker light. Then dim the room lights as much as possible.

Say: **As you hear about Joseph's life, if you think something good happened, let your light shine.** Turn on your flicker light and hold it up, and have everyone else do the same. **If it was a hard time, cover the light.** Place your cup over your light, and have everyone else do the same. Take the cups off the lights again to begin.

Say: **Joseph used to live in Canaan, and he had 11 brothers. But Joseph was his dad's favorite child! His dad gave Joseph a special coat and let everyone know he loved Joseph the most. That made his brothers really mad.**

**Raise your hand if you have brothers or sisters or cousins.** Pause. **Think of something you did that made someone in your family really mad. Find a person sitting nearby, and tell him or her about it.**

After two minutes, get everyone's attention. Say: **Well, Joseph's brothers hated him. Joseph had a weird dream where he and his brothers were tying up wheat. Joseph's bundle of wheat stood up and his brothers' bundles of wheat bowed down**

**LEADER TIP**

You may not need to guide children to interact with the light and cup. But since every group is different, we've given you some prompts in case kids need a little "nudge" or reminder. Even a slight pause helps keep everyone on track.

**12 | WEEK 1: MEET JOSEPH IN PRISON**

### GROUP'S R.E.A.L.

approach to learning  
immerses kids in Bible  
discoveries.

### POWERFUL CONVERSATION

changes kids' lives  
and takes their faith  
deeper.

to his. Another time Joseph dreamed the sun, moon, and 11 stars bowed down to him. His brothers were really mad because they thought that Joseph felt he was better than them! They were so mad that they threw Joseph in a deep, dark well and then sold him to be someone's slave! That was a tough time.

If necessary, guide children to put their cups over the lights.

Say: **Curl up in a ball, tuck your head down, and close your eyes.** Pause. **Joseph was so alone. His brothers hadn't been nice to him, but they were still his brothers. Now he had no one.** Pause. **But God was still with Joseph...and ☞ God gives us hope.** ("Thank you, God!") **Go ahead and open your eyes and stretch.**

### LIFE IN POTIPHAR'S HOUSE

Say: **Joseph ended up in Egypt as the slave of a man named Potiphar. He was a good guy who saw that God was with Joseph.** If necessary, direct children to take the cup off their light. **So even though Joseph was a slave, Potiphar put him in charge of his whole household—and everything he owned. With God's help, Joseph was pretty good at his job!**

#### ASK:

- Tell your Crew about a time you did a good job.

After everyone shares, continue: **Joseph felt good about his work. But then, things got bad...really fast. Potiphar's wife wanted Joseph to be her boyfriend. That was not okay. When Joseph said no, she told a lie about him, and soldiers threw him in a dark prison.**

Guide children to put their cups over the lights.

### LIFE IN PRISON

Say: **Even in prison, God kept giving Joseph hope. God made Joseph the jail warden's favorite. The warden put Joseph in charge of other prisoners. So things started looking up.**

Guide children in removing their cups from the lights.

Say: **One day, a prisoner had a weird dream that he didn't understand. With God's help, Joseph told him what his dream meant and what would happen. Then Joseph asked the prisoner to remember him when he got out of prison and went back to serving the king, who was called Pharaoh. The things Joseph said would happen did happen, and the other prisoner did get out and went back to serving Pharaoh. Sadly: But he forgot about Joseph.**

Direct children to put their cups back over the lights.

Say: **Think of a sad or scary time in your life—a time when you didn't feel very hopeful.** Pause. **Now look at the cup.**

#### ASK:

- Describe what you see.
- How does that little bit of light remind you of God?

Say: **Even when things seem sad or scary or hard, God's still with us.** Thoughtfully: **It's kind of like this light that shines in the dark.** Hold up the flicker light. **Just like the light, God is always here—in dark or hard times** (cover the light with the cup) **and in good times** (lift the cup off the light).

Place the cups and lights by the chair, and bring up the room lights.

Say: **Joseph had hard times, times he didn't know what would happen next. But Joseph knew that no matter what, ☞ God gives us hope.** ("Thank you, God!") **Let's pray and praise God because he's so good to us.**

**HERE FOR EACH OTHER**

Kids pray for and support one another—just as God intends for the church to do.

**PRAYER PLACE**

Have everyone sit in a circle on the floor.

Say: **Joseph's brothers did a mean thing and sold him to be a slave in Egypt. When that first happened, Joseph must've felt sad and hopeless.**

Bring out the uninflated beach ball. Hold it up, and say: **This flat ball looks sad and hopeless to me!**

**ASK:**

- **Tell about a time you felt hopeless.**

You go first—hold the flat ball, and share a hopeless time such as when an elderly parent was sick. Then pass the ball around the circle. As each child holds it, he or she will share a hopeless time. After everyone has shared, hold the flat ball again.

**ASK:**

- **When you feel hopeless, what makes you feel better?**

Say: **When we feel hopeless, all of these things make us feel better.** Repeat some of the things children said. **But you know what? ☞ God gives us hope. ("Thank you, God!") God gives us caring friends. God gives us loving parents. God gives us his Word—the Bible. We learned today that Joseph's hope grew bigger and bigger because Joseph knew God was with him. God makes good come from bad.**

Tell children that you'll name some of the things they mentioned earlier that make them feel hopeless. After each thing you name, have everyone shout ☞ "God gives us hope" as you inflate the ball with puffs of air.

Once the ball is inflated, say: ☞ **God gives us hope. ("Thank you, God!") When bad things happen, our hope can grow bigger and bigger. We know God makes good come from bad. Let's join hands in our circle and pray silently for each person here. Pray that God would bring his peace and hope to us in the hopeless times we mentioned earlier.**

Join hands for a moment of silent prayer; then say: **In Jesus' name, amen.**

**14 | WEEK 1: MEET JOSEPH IN PRISON**

**BONUS IDEA**

Every lesson has an extra awesome idea to use if you have extra time.

Close with an affirmation that God will always give us hope in good times and bad. Gently roll the ball on the floor to a child, and say: [Name], **God gives you hope.** (*“Thank you, God!”*) Then that child gently rolls the ball on the floor to another, and says: “[Name], God gives you hope.” (*“Thank you, God!”*) Continue until everyone is affirmed.

Hold up the inflated ball. Say: **We just encouraged everyone here! God can use us to bring hope to others. You’re God Sightings to me! When you leave today, remember to look for things God has done or made. Maybe God has given you a wonderful grandma who loves you. You can be a God Sighting, too. Maybe you can share a dinner prayer, thanking God for your family. We’ll share our God Sightings the next time we gather!**

Give any other announcements, and then dismiss the children. Play the *Hands-On Worship Sing & Play Music* CD or DVD in the background while they leave.

**BONUS IDEA  
I’VE GOT A DEAL FOR YOU.  
BROTHER!**

Give each child a bag of 10 candies (or beads) of varying colors.

Say: **The goal of this game is to end up with 10 candies of the same color. The way to do that is by following these simple steps. Each of you will decide how many candies you want to trade, and then hide no more than three in your hand. You’re only allowed to trade up to three candies at a time. You then begin to shout the number of candies you wish to trade. When you find someone who’s shouting the same number as you are, stop shouting, and say: “I’ve got a deal for you, brother.” And then make the trade. You must give that person all of the candies you have in your hand and you must take all the candy the other person has in his or her hand regardless of color. No picking and choosing is allowed. Once you have all 10 candies of the same color, yell: “The market is closed!”**

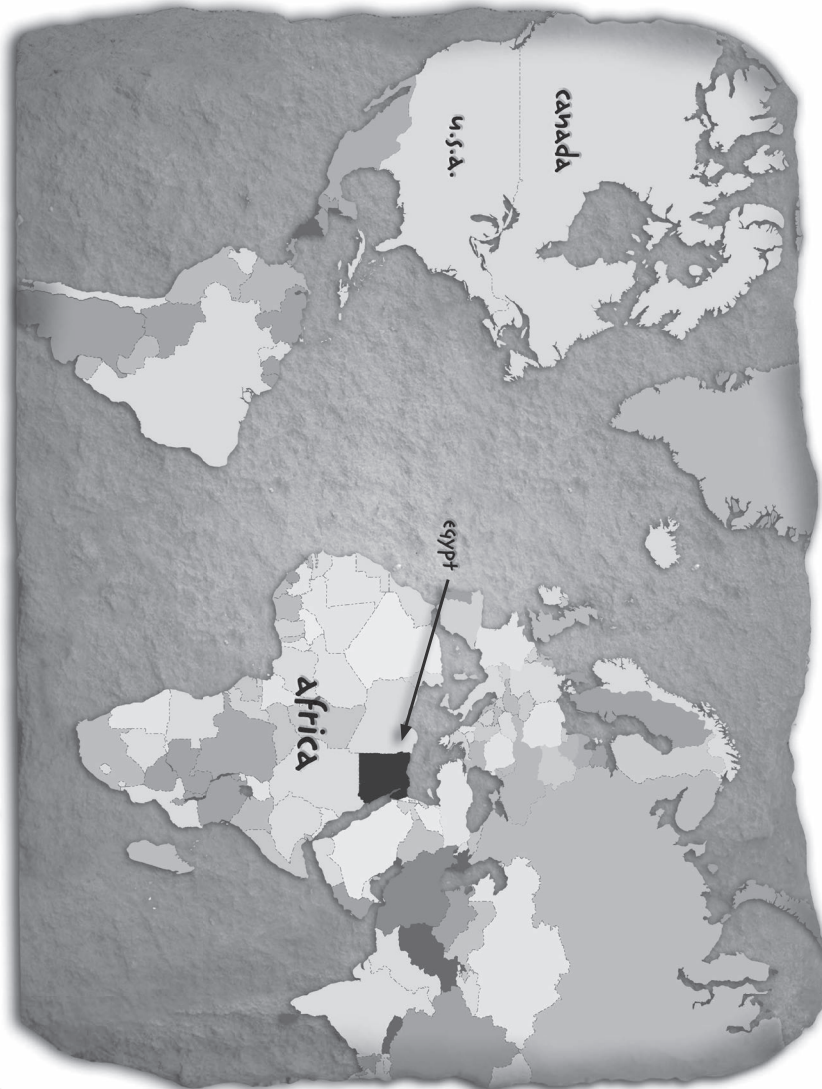
After playing the game, ask the children to sit in a circle.

**ASK:**

- Joseph’s brothers sold him to a caravan of traders. Tell about something you’ve sold or traded to another person.
- Have you ever made a deal with someone and then wished you hadn’t? Tell about it.

Say: **Joseph’s brothers weren’t very kind in their actions, but events that start out bad don’t always end up that way. God is with us in the bad times as well as the good. ☺ God gives us hope.** (*“Thank you, God!”*) **God can use even the strangest things for his purposes!**

# WORLD MAP



Permission to photocopy this page from Hands-On Worship Leader Guide, Fall, granted for local church use.  
Copyright © 2014 Group Publishing, Inc., Loveland CO 80538. group.com

## 16 | WEEK 1: MEET JOSEPH IN PRISON

## FALL

Week	Bible Content	Scripture
1	Joseph interprets dreams in prison.	Genesis 40
2	Pharaoh puts Joseph in charge.	Genesis 41:1-40
3	Joseph leads Egypt through famine.	Genesis 41:41-42:5
4	Joseph forgives his brothers.	Genesis 42:6-45:15
5	Joseph settles his family in Egypt.	Genesis 45:16-47:27
6	Joseph shows kindness to his brothers.	Genesis 37-45; 50:15-21
7	Samuel anoints David.	1 Samuel 16:1-13
8	David defeats Goliath.	1 Samuel 17
9	David and Jonathan are friends.	1 Samuel 18-20
10	Abigail makes peace with David.	1 Samuel 25:1-35
11	Enemies capture Daniel and his friends and take them to Babylon.	Daniel 1
12	Daniel interprets Nebuchadnezzar's dream.	Daniel 2
13	Shadrach, Meshach, and Abednego survive a fiery furnace.	Daniel 3

## SPRING

Week	Bible Content	Scripture
1	Jesus gives Peter courage to walk on water.	Matthew 14:22-33
2	Peter and John teach about Jesus.	Acts 3:1-4:12
3	Philip teaches the Ethiopian.	Acts 8:26-39
4	Jesus washes the disciples' feet.	John 13:1-17
5	Jesus enters Jerusalem.*	Matthew 21:1-11
6	Jesus dies and rises again.*	John 19:17-20:18
7	Jesus appears to his followers as they fish.	John 21:1-17
8	Jesus gives the Great Commission and ascends to heaven.	Matthew 28:18-20; Acts 1:1-11
9	The Holy Spirit comes at Pentecost.	Acts 2:1-41
10	The community of believers share.	Acts 2:42-47
11	Ananias bravely helps Saul.	Acts 9:1-19
12	God frees Peter from prison.	Acts 12:1-19
13	Paul begins his second missionary journey.	Acts 15:36-16:5

\* Due to the way Easter falls, we recommend moving the lessons as needed to line up Lesson 5 with Palm Sunday and Lesson 6 with Easter Sunday.

Scope & Sequence subject to change.

## WINTER

Week	Bible Content	Scripture
1	Prophets predict Jesus' birth	Isaiah 9:6
2	God chooses Mary to be Jesus' mother.	Luke 1:26-38
3	Mary and Joseph obey God and fulfill prophecies.	Luke 1:1-2:6
4	Jesus is born in Bethlehem.	Luke 2:1-20
5	The Magi follow prophecy and a star to find Jesus.	Matthew 2:1-12
6	Jesus uses the Bible to overcome the devil's temptations.	Matthew 4:1-11
7	Jesus chooses his first disciples.	Matthew 4:18-22
8	Men bring their friend to Jesus for healing.	Luke 5:17-26
9	Jesus befriends Zacchaeus, a tax collector.	Luke 19:1-10
10	Jesus gives the Sermon on the Mount.	Matthew 5-7
11	Jesus heals the servant of a Roman officer because of the officer's faith.	Matthew 8:5-13
12	Jesus commands wind and waves to be still.	Matthew 8:23-27
13	Jesus welcomes the children.	Luke 18:15-17

## SUMMER

Week	Bible Content	Scripture
1	Baby Moses is saved from death.	Exodus 1:1-2:10
2	God speaks to Moses in a burning bush.	Exodus 3:1-4:17
3	God protects the Israelites from the plagues.	Exodus 7-10
4	God spares the Israelites during Passover and allows them to cross the Red Sea.	Exodus 11:1-15:21
5	God leads the people with pillars of cloud and fire.	Exodus 13:17-22; 40:36-38
6	The people worship the golden calf.	Exodus 32
7	Rahab protects the Israelite spies.	Joshua 2
8	The Israelites cross the Jordan River.	Joshua 3-4
9	The walls of Jericho crash down.	Joshua 6
10	Gideon defeats the Midianites.	Judges 7:1-22
11	God hears Hannah's prayer.	1 Samuel 1:1-20
12	Samuel grows up at the house of the Lord.	1 Samuel 1:21-2:2
13	Samuel hears and answers God's call.	1 Samuel 3

## It's easy to order...

Select a quarterly set and extra Hands-On Worship Sing & Play To-Go CDs (one for each child to take home). Buy an additional poster pack to add even more impact!

QTY	ITEM	PRICE
<b>HANDS-ON WORSHIP: WHERE KIDS ENCOUNTER GOD</b>		
<input type="checkbox"/>	Quarterly Kit	\$74.99 <i>In Canada \$97.49</i>
<input type="checkbox"/>	Additional Poster Pack (5-PACK)	\$19.99 <i>In Canada \$23.99</i>
<input type="checkbox"/>	Additional Music CDs	\$6.99 <i>In Canada \$8.49</i>
<input type="checkbox"/>	Hands-On Worship Sing & Play To-Go CD (5-PACK)	\$9.99 <i>In Canada \$11.99</i>

*You'll want one per child.*

### Each quarterly kit includes:

- 13 unforgettable lessons
- Leader Guide (*includes access to editable MS WORD docs and downloadable PDFs*)
- Hands-On Worship Music CD (*13 songs*)
- Hands-On Worship Music Video DVD (*13 songs*)
- Bible Poster Pack (*5 different posters*)
- Hands-On Worship Sing & Play To-Go CD (*5-Pack; CD includes 3 songs*)  
*Buy enough to send one CD home with each child.*



**Order your quarterly set today!**



## GROUP'S R.E.A.L. DIFFERENCE...

*The fact that our curriculum works is not a fluke. We call it our R.E.A.L. philosophy:*

- ▶ **RELATIONAL**—Kids become friends as they learn.
- ▶ **EXPERIENTIAL**—They do more than listen or read—they experience the lesson.
- ▶ **APPLICABLE**—Children learn to become doers of the Word.
- ▶ **LEARNER-BASED**—They draw closer to Jesus in their own unique way.

## GROUP'S MISSION

We equip churches to help children, youth, and adults grow in their relationship with Jesus.

## STATEMENT OF FAITH

We believe the Bible is the inspired, authoritative Word of God. We believe there is one God, eternally existent in three persons: Father, Son and Holy Spirit. We believe in the deity of Jesus Christ, in his virgin birth, in his sinless life, in his death on the cross, in his bodily resurrection, in his ascension to the right hand of the Father, and in his personal return. We believe people receive forgiveness of sins and eternal life through Jesus.